



Boundary Umpiring RDFL

Expectations

Prior to Training

- Schedule
- Availability
- Accept Appointment
- Contact me via text or email if unable to do a game or any out of the blue occurs

Match day role

- Apply the laws and interpretations relating to boundary umpiring
- Be the final judge when the ball is out of bounds
- Report any reportable offences

On the day

- Bag packed and prepared at home – white shoes
- Attire
- Arrive early (45 mins before 18s & Reserves, 1hr Seniors)
- Introduce yourself to the panel
- Check out the ground
- Warm up and stretch
- Perform a last minute check
- Be ready to walk out onto the ground 10 minutes before the commencement of the game

On ground

- Ball must be fully over the line
- Signal out of bounds/on the full/touched
- Throw the ball back in
- Assist the goal umpire on scoring decisions
- Return the ball to the field umpire after a goal is scored.
- Monitor the centre during a centre ball up
- **WORK AS A TEAM!**
- Never change side during a quarter
- Work hard when you need to
- Run smart

Signals



OUT OF BOUNDS



OUT OF BOUNDS ON THE FULL



FREE KICK MARK FOR OUT ON THE FULL



BALL HIT THE POST ON THE FULL

KICK IN BY FULL-BACK

If the full-back, when kicking off after a behind, kicks the ball over the boundary line without being touched, the boundary umpire shall give the out-of-bounds on the full indication.

It is important that all signals by the boundary umpire are crisp and sharp and demonstrate the boundary umpire's confidence in his/her decision.

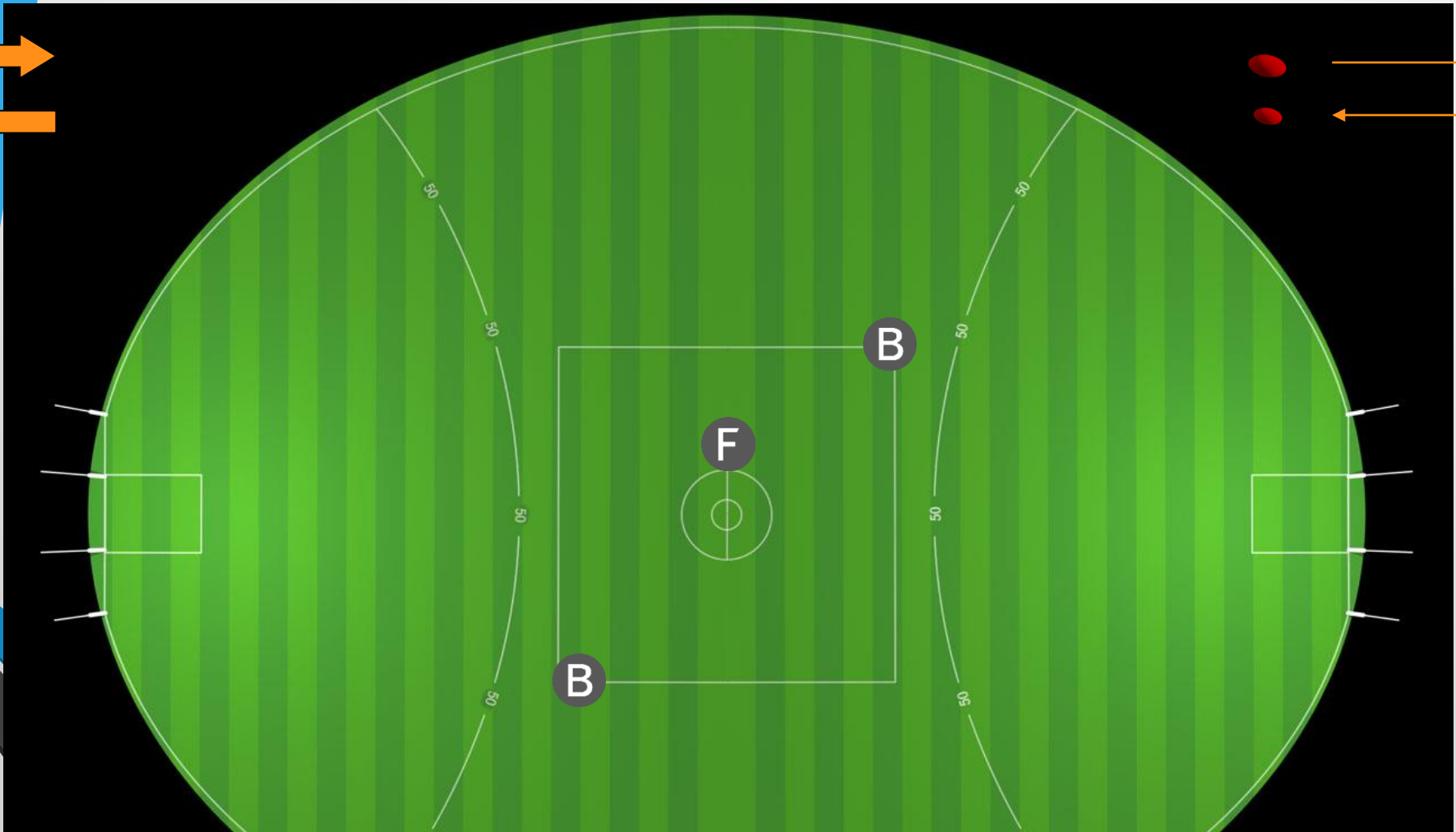
positioning

- At the commencement of the game/quarter/after a goal
- During general play
- At a shot at goal
- After a behind

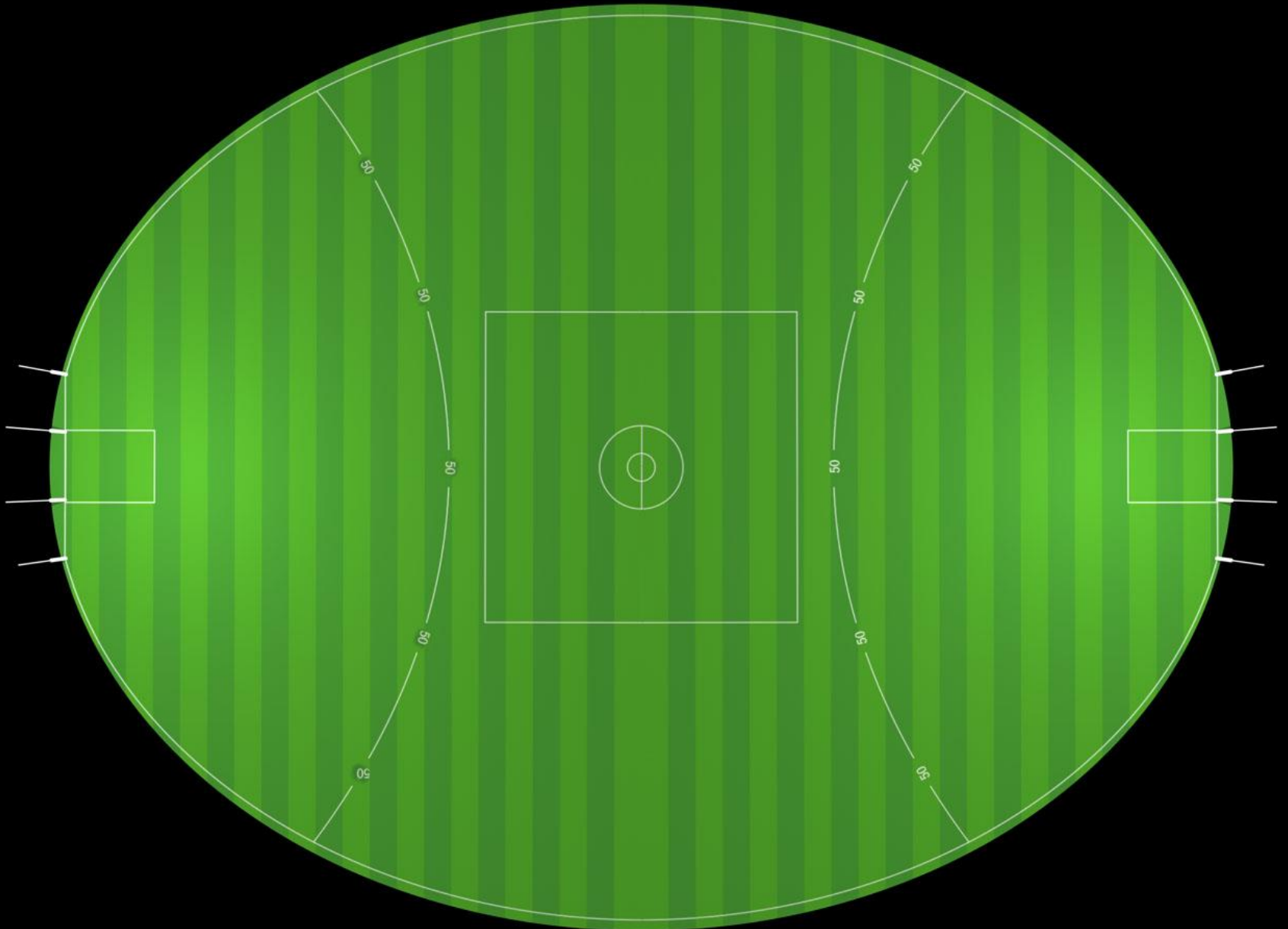
Commencement of a Game/After Goal

OVERHEAD VIEW


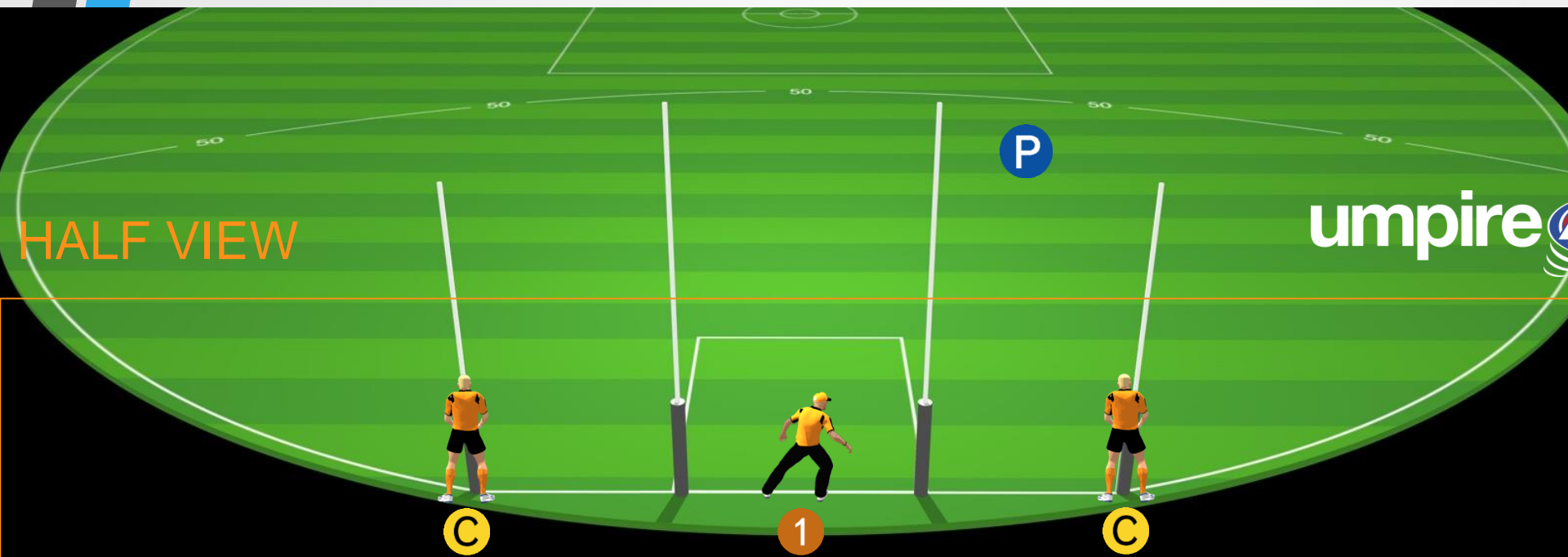
umpire 



During general play



At a shot at goal



BEHIND GOAL VIEW

After a behind

umpire 

